



Meet the Teacher

Wednesday 20th September 2023
2:45-3:30



The Year 3 school day



8:30	Morning activity
8:50	Registration
9:00	Guided Reading
9:30	Assembly
9:45	English
10:45	Play and snack time
11:00	Maths
12:00	Playtime and lunchtime
1:00	Story time
1:20	Foundation subject
2.20	Foundation subject
3:20	Getting ready to go home

Behaviour, expectations and DARE points



Children are expected to follow our DARE values. Assemblies and class discussions ensure children know exactly what this looks like.

Children are rewarded DARE points for showing our values. These points add up to individual, whole class and house awards.

Individual points:

- 10 points = A sticker
- 25 points = Smelly sticker
- 35 points = Rubber
- 50 points = Pencil
- 65 points = Ruler
- 80 points = Bronze Certificate
- 100 points = Silver Certificate
- 120 points = Gold Certificate
- 160 points = Platinum Certificate
- 200 points = Golden Ticket

Whole Class points:

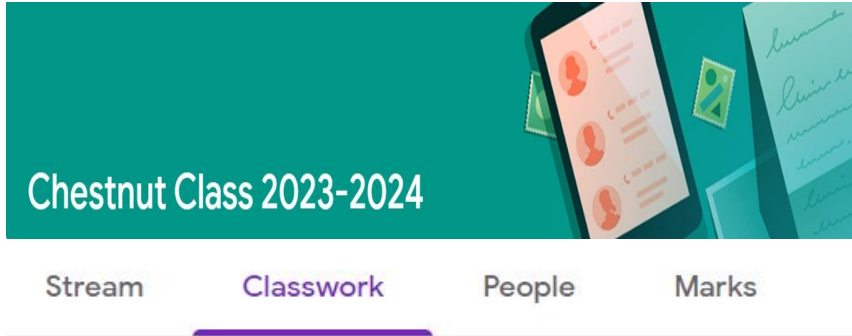
- 1000 points = A whole class fun activity
- 2000 points = A whole class movie afternoon
- 3000 points = Whole class special day

Snack, lunch and uniform

- The uniform policy is on the website.
- We cannot stress this enough - please label EVERYTHING!
- Keep snacks to fruit and vegetable as much as possible.
- Water only in drinks bottles, if this is an issue for your child - please talk to one of us.



Google Classroom



Your child's google classroom login remains the same as last year.

If you need this information again, please let me know.

On our class google classroom page, you can access useful information including:

- Reading passports
- Useful websites
- Homework information
- Link to learning journey

Class Learning Journey



Please check our learning journey page for updates on the exciting activities we have been working on in class. The link can be found on our Google Classroom page.

Homework in Year 3

Weekly Spellings.

Weekly English or Maths.


Daily: Reading and Times Tables Practice.

Homework will be set on Fridays.

Homework will be due in on Wednesdays.

Homework will be set either in homework books or on Google Classroom.

Paper alternatives will also be available.



Spelling Shed



Spelling in Year 3



New spelling lists and homework will be set on Fridays.

(Your child will be set 10 spellings per week)

Spelling homework will be due in on Wednesdays.

Spellings will be tested on Fridays.

Homework will be set using Spelling Shed. Which is accessible either as an app or online.

Your child will receive their log in within the next couple of weeks.

First 4 minutes of the video are about Spelling Shed.

P.E. and Library Days



PE lessons will be on Tuesday and Wednesday mornings.

Children are to come in to school in PE Kits on both Tuesdays and Wednesdays.



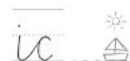
We will change library books on Fridays.
(Children can keep library books for more than a week though)

Book Band Books can be changed any day of the week.




Handwriting in KS2

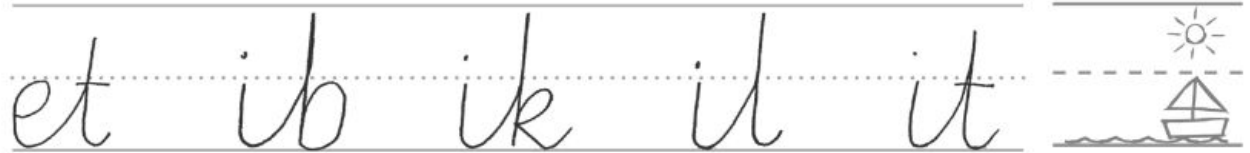

- Forming letters correctly
- Joining handwriting

The arm join has three variations:

- a. arm to boat 
- b. arm to sun 
- c. arm to sister. 

The washing line join has three variations:

- d. washing line to boat 
- e. washing line to sun 
- f. washing line to sister. 



Reading Skills

Vocabulary



Draw upon knowledge of vocabulary to understand a text.

Find and copy a word that means...

What does this word tell you about...?

What is another word that has the same meaning?

Infer



Draw conclusions by using evidence from the text.

How do you know ... is feeling ...?

Why do you think ... did this?

How do you think ... is feeling?

Predict



Say what you think will happen based on what you have read.

What do you think will happen next?

How will ... react when ...?

Why do think this will happen?

Explain



Your own thoughts and opinions about a text.

What do you like or dislike about this book?

Which is your favourite character and why?

Retrieve



Identify and explain key features including characters, events and information.

Where did....?

Who did?

When did....?

Sequence



Put the key events of the story or text in order.

What was the first thing that happened?


Put these events in order.

What happened after ...?

Reading Skills


Your child will receive a handout with useful questions to support your child with their comprehension and understanding, which can also be found on our class google classroom page.

Key Stage Two Reading Questions




When reading with your child, it is important that they understand the content of what they are reading. These question prompts and stems will give you an idea of what to ask your child as you read with them to check their understanding.

Vocabulary




Draw upon knowledge of vocabulary to understand a text.
Read and copy a word that means...
What does this word tell you about...?
What is another word that has the same meaning?

Infer




Draw conclusions by using evidence from the text.
How do you know... is feeling...?
Why do you think... did that?
How do you think... is feeling?

Predict



Say what you think will happen based on what you have read.
What do you think will happen next?
How will... react when...?
Why do you think this will happen?

Explain




Your own thoughts and opinions about a text.
What do you like or dislike about this book?
Which is your favourite character and why?

Retrieve



Identify and explain key features including characters, events and information.
Where did...?
Who did...?
When did...?

Sequence



Put the key events of the story or text in order.
What was the first thing that happened?
Put these events in order.
What happened after...?

Predictions

- What can you predict about the book based on the front cover?
- Based on what you know about a character/event, what do you think is going to happen next?
- What do you think the character will do next? What would you do?
- What do you think the next section/chapter will be about?
- How do you think the story will end?

Explain

- Explain how the behaviour/personality of the main character changed over time. How/why has this happened?
- Which is the most important part? Explain your choice.
- Would you like to live in this story setting? Why or why not?
- Explain what you have enjoyed about this text?
- Who is your favourite character? Why?
- How has the author engaged the reader?
- Why has the author arranged the text in this way?
- Why did the author use this particular verb/adjective/adverb?
- Compare ___ to ___. How are these characters similar or different?

Vocabulary

- How does this word/sentence make you feel?
- What other word could the author have used instead of _____?
- Which adjectives have been used to describe _____?
- Which word in the sentence means the same as _____?
- Why do you think the author used the words _____ and _____ to describe the main character?
- Which words used by the author create a feeling of _____
- What does the phrase _____ tell us about _____?
- From reading the rest of the sentence, what might this word mean?

Inference

- What makes you think _____?
- Why did the author use this word to describe _____?
- What does the word _____ imply about _____?
- Why do you think _____ behaved like this?
- Using clues from the text, can we work out what _____ thinks about _____?
- What do you think will happen to the main character now? Give a reason for your thoughts
- Why do you think _____?
- What do you think the word _____ means? Why do you think that?

Retrieval

- Where / when is the story set?
- How does the main character behave/speak/look?
- Where in the text would you find information about _____
- Find a word or phrase that tells us how the main character is feeling?
- Who are they key characters?
- Explain what just happened in your own words
- Who were they?
- How is the setting described?
- What did _____ do when _____ happened?
- How does the story end?

Sequencing

- Where does the story start?
- In what order do we meet the characters?
- In which order did these events happen?
- What happened before _____?
- What happened after _____?


Structure

- Look at the section titled _____, why might this have been included?
- Look at the front cover of this book. What sections might you expect to find?
- How does the layout help you to _____?

Summarising


- What is the main theme / argument in this paragraph?
- Can you describe what has happened in this paragraph/ chapter?
- Describe what has happened in three sentences.
- What is the most important message in this book?
- Why do you think that is important?
- What sticks in your mind most about _____?

What books are Year 3 reading?



A library book that can be kept for a week and can be renewed if needed.

Big Cat: Blue



**We reserve the right to substitute unavailable titles with books of a similar quality, relevance and price.*

A reading book that can be changed each week.



A digital reading record

You will receive logins for this in the next couple of weeks.

Never forgotten



You child's Reading diary will never be left at home on the busy school run!

Never lost



No damaged or ruined reading diaries - and of course the valuable information is never lost!

Always available



Every parent or carer can access the diary at any time. No more asking: 'Has anyone seen the diary?'

Always available



It's easy to see all reading for your children in one place - no more searching for separate diaries.

So, what happens next

You will be sent a parent app quick start guide.

Please ask for support if you need it.



Parent App Quick Start Guide

1

Download



search:

boomreader parents

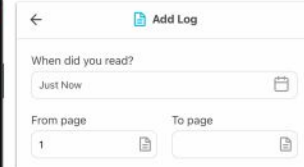
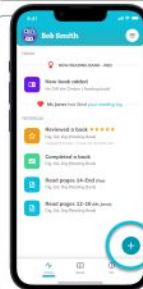

2

Create Account

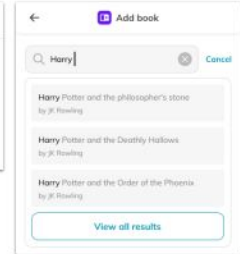
use your email to create your parent account

3

Connect to Child



Add a new book or reading log just by tapping the plus button.



All the reading activity for your child.



See every book your child has read.



Add reminders and access your child's account



Connect to all your children's reading diaries in one app.

Effortlessly swap between each of your children's reading diaries.

Need help?
parents@boomhub.app







Download the app and find out more at:
boomreader.co.uk/parents




SCAN ME

Maths - calculation methods in Year 3

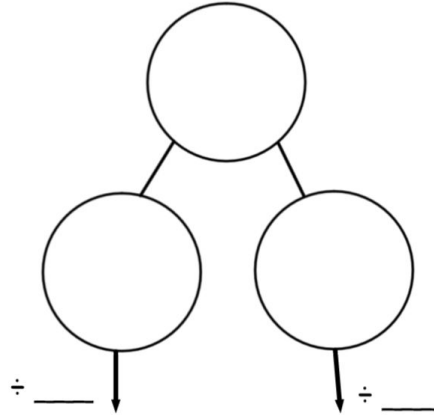
Exchanging

Hundreds	Tens	Ones
		
		



$$33 \div 3 =$$

$$52 \div 4 =$$




Column written method

$$\begin{array}{r} 384 \\ + 237 \\ \hline 621 \\ \hline 11 \end{array}$$

$$\begin{array}{r} 41 \\ 652 \\ - 207 \\ \hline 445 \end{array}$$

KS2 Daily Maths platform:



With a proven track record of improving maths outcomes, Times Tables Rock Stars has the power to boost recall, fluency, and most importantly - maths confidence.

Year 4 national times tables test

Year 2: 2s, 5s, 10s

Year 3: 3s, 4s, 8s

Helping your child with maths at home

Play games of chance and strategy: cards, board games, puzzles, chess.

Look for maths in everyday life: notice time - telling time, periods of time, the date, the season; look at weighing and measuring when cooking or baking; notice money and calculating change.



Regular times table practise at home will greatly support your child's maths progression.





The foundation subjects in Year 3

- You will receive a curriculum letter each term which details what is taught.
- The foundations subjects are:

PSHE, history, geography, R.E., P.E., science, Spanish, art and design, design and technology, music, MFL.

- Some are taught every week and some are alternated each half term.




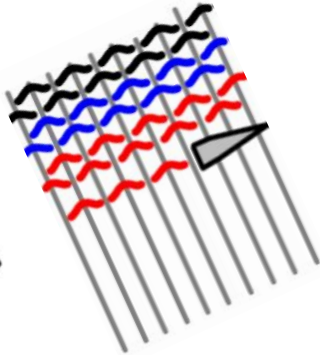
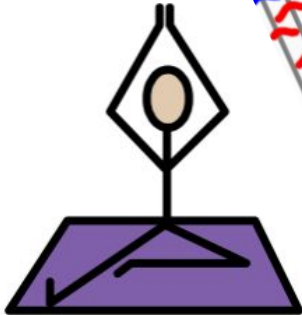


Enrichment opportunities

Enrichment is on Friday afternoons from 2:30-3:10.

The children hear all the choices and then pick three that they would like to do.

They get one of the choices for the next 6 weeks.



Useful dates for the year ahead

KAO

Thursday 12th October - KAO Parents' Evening 1

Monday 16th October - KAO Parents' Evening 2

Friday 17th November - Flu Vaccinations

Thursday 7th December - KAO KS1 Christmas Production
(am and pm performance) TBC

Wednesday 14th February - KAO Open Afternoon for
current parents 3:30 - 4:30

Thursday 7th March - World Book Day (dress up day)



Thank you for all for coming.

If you ever have any questions or queries, please either contact me via email

laura.thomas@kingsacademies.uk

or at the door.