

Meet the Teacher

Monday 18th September 2023
2:45-3:30



Our Amazing EYFS Staff



Mr Jung

Mrs
Conroy

Mrs Kit

Mrs Ager

Mrs
Dewhirst

Our Amazing EYFS Staff!



Miss
Mederson



Miss
Lavender



Mr Fisher



Mr
Rumble

A typical day in Reception!

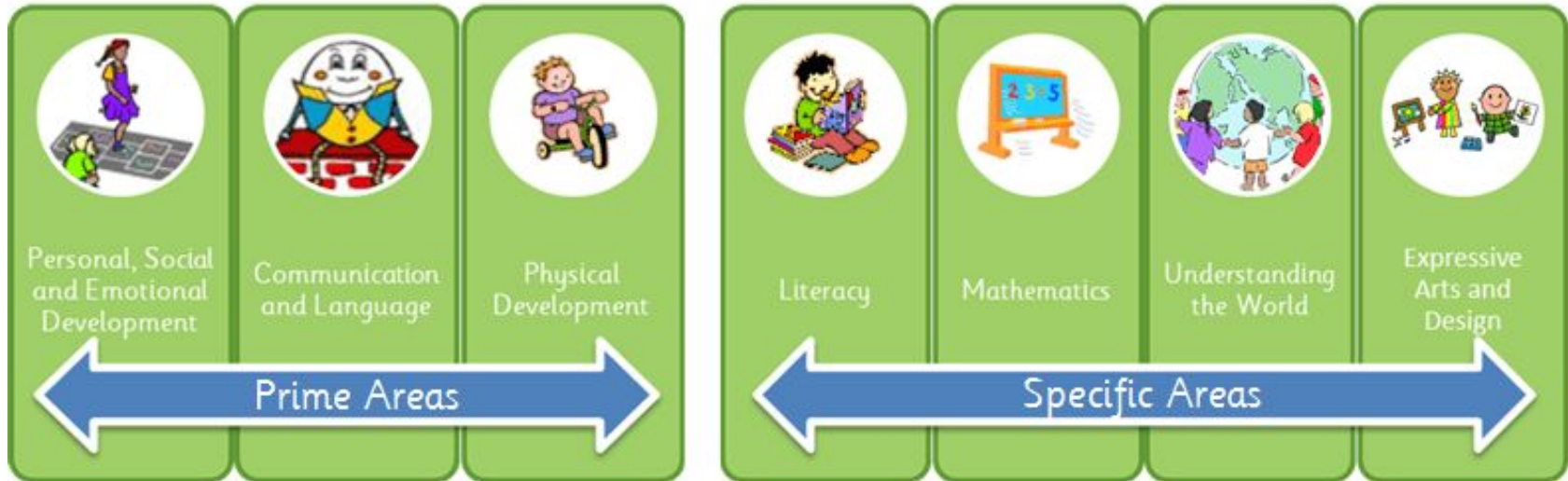


8:30	Drop off
8:50	Carpet Time - Register and Routines
9:00	Phonics
9:30	Choosing Time / Literacy Groups/Snack time
10:30	Literacy Input
10:45	Choosing Time / Literacy Groups
11:30	Maths Input
11:55	Lunchtime
1:00	Carpet Time - Register and Story
1:20	Choosing Time / Maths Groups
3:00	Rex the Retriever
3:15	Home Routines
3:30	Home



Dare to be remarkable

The Areas of Learning and Development in the EYFS



Opportunity and Success on a Global Stage

Behaviour, expectations and DARE points



Children are expected to follow our DARE values. Assemblies and class discussions ensure children know exactly what this looks like.

Children are rewarded DARE points for showing our values. These points add up to individual, whole class and house awards.

Individual points:

- 10 points = A sticker
- 25 points = Smelly sticker
- 35 points = Rubber
- 50 points = Pencil
- 65 points = Ruler
- 80 points = Bronze Certificate
- 100 points = Silver Certificate
- 120 points = Gold Certificate
- 160 points = Platinum Certificate
- 200 points = Golden Ticket

Whole Class points:

- 1000 points = A whole class fun activity
- 2000 points = A whole class movie afternoon
- 3000 points = Whole class special day

Bits and bobs!



- The uniform policy is on the website
- We cannot stress this enough - please label EVERYTHING!
- Please quarter grapes and chop cocktail sausages in packed lunch. No nuts.
- Water only in drinks bottles, if this is an issue for your child - please talk to one of us
- Spare clothes and wellies
- Coats
- Injuries and illnesses
- No playing outside at beginning/end of day



P.E. and library days



	Jade	Emerald
Library Day	Wednesday	Tuesday
P.E days	Tuesday and Thursdays	Mondays and Fridays





Please return library book on the Tuesday.

Children need to come in PE uniform on PE days.

Read Write Inc.

Phonics





Phonemes

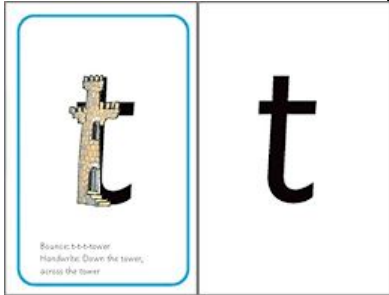
The smallest unit of sound is called a phoneme and your child will be taught about these as part of their phonics learning journey.

When a child says the sound /t/ this is a phoneme.



Graphemes

Graphemes are the written symbols that represent a sound (phoneme).



When a child writes /t/ this is a grapheme.

Read Write Inc.
Phonics



























Information for Parents:

**How to say
the sounds**

Ruth Miskin
Training



My Sound Mat

								
Maisey mountain mountain	Around the apple, down the leaf	Slither down the snake	Round his bottom, up his tall neck and down to his feet	Down the tower, across the tower	Down the body, dot for the head	Down Nobby and over his net	Down the plait and over the pirate's face	Round her face, down her hair and give her a curl
								
All around the orange	Curl around the caterpillar	Down the kangaroos body, tail and leg	Down and under, up to the top and draw a puddle	Down the laces, to heel, round the toe	Down the stem and draw the leaves	Lift off the top and scoop out the egg	Down the long leg	Down the head, to the hooves and over his back
								
Down his back, then curl over his arm	Down the body, curl and dot	Down a wing, up a wing	Down a horn, up a horn and under his head	Down up, down up	Zig-zag-zig	Round her head, up past her earrings and down her hair	Down the arm and leg, repeat the other side	

Digraphs and trigraphs

A **digraph** is when 2 letters make 1 sound e.g. oa/ay/ee. Sometimes these are split digraphs e.g. a-e

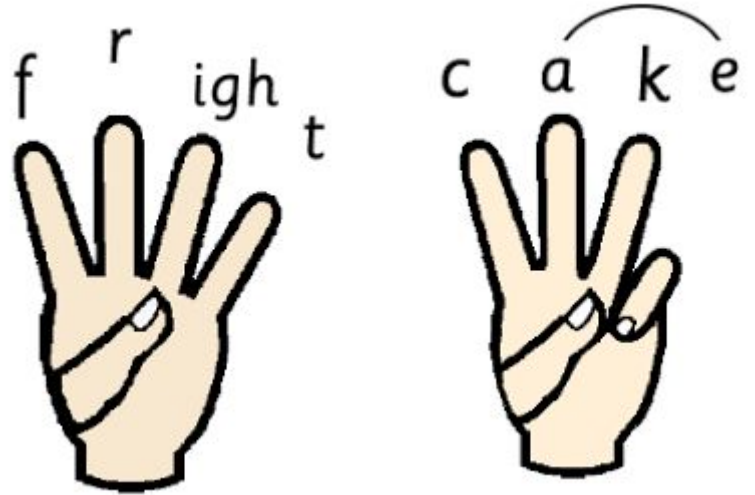
A **trigraph** is when 3 letters make 1 sound e.g. igh/tch/ear
The children call these 'special friends' or 'naughty special friends'



Blending and segmenting words

Segmenting is saying only the sounds to help to spell a word.

Blending is putting the sounds together to read a word.

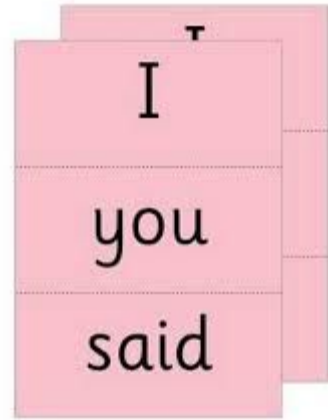





At school we use a puppet called Fred who is an expert in sounding out words! we call it, 'Fred Talk'. E.g. m-o-p, c-a-t, m-a-n, sh-o-p, b-l-a-ck. Fred doesn't talk in words-just sounds! Fun to use at home too!

Red words-tricky words that you can't sound out and must be able to sight read.

Green words-decodable words which your child can sound out independently. They may include dots and dashes to show the sounds in the word.




Books in Reception



A library book that can be kept for a week.

Big Cat: Blue



**We reserve the right to substitute unavailable titles with books of a similar quality, relevance and price.*

A reading book that is changed once a week- beginning Autumn 2.



At times, a phonetically decodable book that they keep for a week.



A digital reading record

Never forgotten



You child's Reading diary will never be left at home on the busy school run!

Never lost



No damaged or ruined reading diaries - and of course the valuable information is never lost!

Always available



Every parent or carer can access the diary at any time. No more asking: 'Has anyone seen the diary?'

Always available



It's easy to see all reading for your children in one place - no more searching for separate diaries.

So, what happens next

You will be sent a parent app quick start guide.

Please ask for support if you need it.



Parent App Quick Start Guide

1 Download

Download on the App Store | GET IT ON Google Play

search: boomreader parents

2 Create Account

use your email to create your parent account

3 Connect to Child

School code: 12345
PIN code: 67890

Add a new book or reading log just by tapping the plus button.

Add Log

When did you read?
Just Now

From page 1 To page

Add book

Harry | Cancel

Harry Potter and the philosopher's stone by J.K. Rowling

Harry Potter and the Deathly Hallows by J.K. Rowling

Harry Potter and the Order of the Phoenix by J.K. Rowling

View all results

Activity

All the reading activity for your child.

Books

See every book your child has read.

Info

Add reminders and access your child's account

Add Child

Bob Smith

Janet Smith

Connect to all your children's reading diaries in one app.

Effortlessly swap between each of your children's reading diaries.

Need help?
parents@boomhub.app

Download the app and find out more at:
boomreader.co.uk/parents



SCAN ME



Rex the Retriever Time!



Tapestry

- Online Learning Journey
- We will upload photos from school at times. Please be aware we would rather be spending time with your child without an ipad so don't expect photos every day!
- Group photos
- Please upload photos from home too!


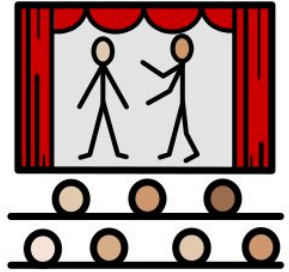

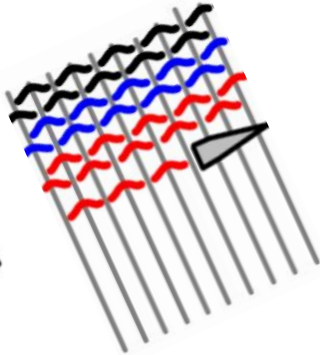



Enrichment opportunities

Enrichment is on Friday afternoons from 2:30-3:10. Beginning in Autumn 2

The children hear all the choices and then pick three that they would like to do.

They get one of the choices for 6 weeks.



Clubs, visitors, trips



Useful dates for the year ahead

- Friday 22nd September - Flu Vaccinations
- Week commencing 25th September-after school clubs begin
- Wednesday 11th October - KAB Parents' Evening 1
- Thursday 19th October - KAB Parents' Evening 2
- Wednesday 7th February - KAB Open Afternoon for current parents 3:30 - 4:30
- Thursday 7th March -World Book Day (dress up day)

Any Questions?

